

# Spacious Living Toolkit

## Your 30-Day Guide to Creating Space for What Matters

Welcome, beautiful soul. You've taken the first step toward a lighter, more intentional life. This toolkit isn't about perfection or living in an empty room—it's about gently releasing what weighs you down so you can make space for what lights you up. Use this at your own pace. There's no right way to do this, only your way.



# Understanding Your "Why"

Before you touch a single item in your home, let's explore what's really happening beneath the clutter. The path to spacious living begins not with organizing bins or storage solutions, but with understanding your relationship with stuff.

Set aside 10-15 minutes with your journal, a cup of tea, and the reflection prompts here. This gentle inquiry will become your compass throughout the journey.

01

---

## What am I really filling?

When I shop or accumulate things, what emotion am I trying to soothe? Loneliness, anxiety, feeling "not enough," boredom, or stress?

02

---

## What does "enough" look like?

If I had exactly what I needed and loved—nothing more, nothing less—what would that feel like in my body?

03

---

## Where did I learn this?

How did my family treat possessions? What messages did I absorb about having things?

04

---

## What am I afraid of?


What am I afraid will happen if I let go? Not being prepared, losing memories, judgment, or regret?

05

---

## What matters most?

What three things matter most to me in life? Deep relationships, creative expression, peace of mind, time in nature, or spiritual growth?

 **Your Intention Statement:** Based on your reflections, complete this sentence: *"I'm creating space in my life because..."* Write this on a sticky note and place it where you'll see it daily. This is your anchor when decisions get hard.

# Week 1: Creating Your First Sacred Space

This isn't a race. Some days you'll do more, some days less. The goal is progress, not perfection. We begin gently, creating one small sanctuary that reminds you daily what spaciousness feels like.

## Day 1: Choose Your No-Clutter Zone

Pick one small surface—nightstand, kitchen counter corner, or entryway table. Clear it completely, clean it lovingly, and take before/after photos. Commit to keeping this space clear for 7 days.

1

2

## Day 2: Five-Minute Pick-Up

Set a timer for 5 minutes. In your chosen room, put away anything that doesn't belong. Notice how it feels to have things in their homes. Do this every evening before bed.

3

## Day 3: The Junk Drawer

Empty one junk drawer completely and wipe it clean. Sort into Keep (use regularly), Relocate (belongs elsewhere), and Release (donate/trash). Return only what belongs and serves.

4

## Day 4: Unsubscribe Day

Go through your email and unsubscribe from 10 marketing emails. Unfollow 5 shopping accounts on social media. Notice the quiet this creates in your digital life.

5

## Day 5: Your Nightstand

Clear everything off your nightstand. Keep only your lamp, current book, water glass, and one meaningful object. Everything else finds a new home. Make your bed mindfully today.

6

## Day 6: Bathroom Counter

Remove everything from your bathroom counter. Keep only daily-use items, storing the rest in drawers or cabinets. Create a closing ritual—light a candle, take three breaths.

7

## Day 7: Rest & Reflect

Sit in your clearest space for 10 minutes. Journal: What's different? How do I feel? What surprised me? Celebrate—you created spaciousness!

# Week 2: Tackling the Closet

Your closet tells a story about who you've been, who you think you should be, and sometimes—if you're lucky—who you actually are. This week, we'll gently sort through those narratives and keep only the clothes that serve the real, beautiful you living your actual life.

We're not aiming for an Instagram-perfect capsule wardrobe. We're creating a closet where every morning feels easy, where you reach for things you love, where getting dressed becomes a small act of self-care rather than a source of stress.



## Days 8-9: Audit & Sort

Start by observing what you actually reach for versus what hangs untouched. Remove 3 unworn items, then create a "Maybe" box for uncertain pieces. Label it with today's date and store it for 3 months.



## Days 10-11: Release What Doesn't Fit

Be honest about what doesn't fit your body right now. These items aren't serving you—they're making you feel bad. Release formal wear and "someday" pieces. Keep one special outfit, donate the rest.



## Days 12-13: Accessories & Capsule

Line up all shoes, scarves, belts, and bags. Keep what's comfortable and what you actually wear. Aim for 30-40 total pieces (not including underwear or workout gear). Plan 3 outfits you love.



## Day 14: Rest & Reflect

Get dressed mindfully this morning. Notice the ease when you open your closet. Journal about how it feels to have only clothes that fit and serve you. Express gratitude for what you wear.

# Week 3: Kitchen & Living Spaces

The heart of the home deserves the same gentle attention. This week, we'll create breathing room in the spaces where you nourish yourself, gather with loved ones, and build memories. Clear surfaces create mental clarity. Organized spaces invite presence.

**1**

## **Kitchen Counters & Mugs**

Clear all counters, returning only daily-use items like your coffee maker or fruit bowl. Pull out every mug and glass –keep 2-3 per person and donate extras. Enjoy tomorrow's coffee in your favorite mug.

**2**

## **Food Storage & Living Room**

Match containers to lids, recycling orphans. Keep only what you use and nest them neatly. Clear coffee tables and side tables, returning only 2-3 meaningful items per surface. Light a candle in your clear space tonight.

**3**

## **Books & Sentimental Items**

Keep books you'll reread or reference; donate the rest. For sentimental items, go slow and be tender. Ask: Does this bring joy or guilt? Take photos before releasing. Keep what genuinely warms your heart.

---

"Clutter is not just the stuff on your floor—it's anything that stands between you and the life you want to be living."

# Week 4: Sustaining the Practice

You've done beautiful work creating space. Now we build rituals and systems that help you maintain this lightness. These aren't rigid rules—they're gentle structures that support your intention to live more spaciouly. Think of them as guardrails, not cages.



## One-In-One-Out

When a new item comes in, one item goes out. This simple rule maintains balance and makes you more intentional about what enters your space. Tell someone about this commitment to strengthen it.



## Digital Declutter

Delete unused apps, organize phone photos (goodbye blurry ones!), and clear your desktop. Digital spaciousness matters too. Spend 20 minutes creating room on your devices.



## Paper System

Create three spots: To Action, To File, To Recycle. Touch paper once and decide immediately. Handle today's mail right now—don't let it pile up and create mental clutter.



## Car & Bag Purge

Empty and vacuum your car completely. Empty and wipe clean your purse or bag. Return only essentials. Notice how it feels to enter a clear, organized vehicle tomorrow morning.



## Experience Over Things

Tell loved ones you prefer experiences over physical gifts. Make a list of non-material gifts you'd love—concert tickets, spa days, cooking classes, or quality time together.



## Maintenance Rituals

Build sustainable habits: 5-minute evening tidy, Sunday 30-minute reset, and quarterly deeper declutter. Schedule these in your calendar right now to honor the practice.

# Decision-Making Frameworks

## When You're Not Sure Whether to Keep Something

Indecision is one of the biggest barriers to decluttering. These frameworks give you clear criteria for making confident choices. You don't need to use all of them—find the ones that resonate and return to them whenever you feel stuck.



### The Joy Spark Test

Hold the item. Does it spark genuine joy? Not guilt, not obligation, not "I should"—but actual, embodied joy. If yes, keep it. If no, thank it for its service and release it with gratitude.

1

### The Multiples Rule

How many of this thing do I actually need? Usually 2-3 of anything is enough. You don't need 15 wooden spoons, 8 spatulas, or 12 black t-shirts.



### Space vs. Value Test

Is this item worth the physical and mental space it takes? Does the value it adds equal or exceed the space it occupies? If not, let it go.



### The Use-It Test

Have I used this in the past year? Will I use it in the next 3 months? If no to both, it's time to release it. Be honest—"might use someday" doesn't count.



### The Future-Self Test

Am I keeping this for who I wish I was, or who I actually am? Keep items for your real life, not your fantasy life. Release the guitar if you haven't played in 3 years.



### The Photograph Test

For sentimental items: Would taking a photo preserve what matters? Can I honor the memory without storing the physical object? Often, the answer is yes.

# The 30-Day Shopping Pause

## The Rule

When you want to buy something (not a genuine need), wait 30 days. Add it to a tracking list with the date, item description, and why you want it. If you still want it after 30 days *and* can name exactly where it will live in your home, then consider purchasing.

**What You'll Discover:** Most things lose their appeal. The dopamine hit of "wanting" fades quickly. You'll save money, space, and mental energy while learning to distinguish between genuine needs and impulse desires.

---

## Values Alignment: What Truly Matters

Your possessions should support your deepest values, not distract from them. Take time to identify your top 5 life values—perhaps deep relationships, time in nature, creative expression, spiritual practice, physical health, learning and growth, contribution, peace, adventure, or financial security.



# Emotional Check-Ins & Room Guide

## When Clutter Creeps Back (and it will—that's human)

Clutter returning isn't failure—it's feedback. Use these prompts to gently redirect yourself back to spaciousness without judgment. The practice is noticing, choosing, releasing, and beginning again.

### What am I avoiding?

Clutter often returns when we're avoiding something uncomfortable. What feeling or task am I not wanting to face right now?

### What boundary do I need?

Are people giving me things I don't want? Am I saying yes when I mean no? Where do I need to protect my space?

### Am I filling a void?

Have I been shopping or accumulating more? What need am I trying to meet with stuff that would be better met another way?

### What needs to shift?

Is my life out of balance? Do I need more rest, connection, or purpose? What's the real issue beneath the clutter?

### Can I be gentle?

Can I observe this without judgment, clean one small space, and begin again? The answer is always yes.

## Room-by-Room Quick Reference

### Bedroom

**Keep:** Bed, nightstand, dresser, one chair, rest-promoting items

**Release:** Exercise equipment, work materials, excess decor, clothes pile

**Goal:** Sanctuary for sleep and intimacy

### Bathroom

**Keep:** Daily toiletries, 2-3 towels per person, cleaning supplies

**Release:** Expired products, hotel samples, duplicates, unused gifts

**Goal:** Spa-like calm

### Kitchen

**Keep:** Weekly-use tools, 2-3 dishes per person, one specialty appliance

**Release:** Duplicate utensils, unused gadgets, chipped dishes, excess mugs

**Goal:** Functional, clear counters

### Living Room

**Keep:** Comfortable seating, 2-3 meaningful items per surface, used books

**Release:** Unused decor, old magazines, broken items, unloved furniture

**Goal:** Inviting gathering space

### Closet

**Keep:** 30-40 pieces you love, comfortable shoes that fit well

**Release:** Doesn't fit, unworn for a year, "someday" items, guilt keeps

**Goal:** Easy morning routines

### Home Office

**Keep:** Essential tech, active files, used supplies, one inspiration piece

**Release:** Old papers, broken electronics, unused supplies, reference materials

**Goal:** Focused productivity

# Your Spacious Living Manifesto

## Read this when you need a reminder:

I am not my stuff. My worth is not measured by what I own, but by who I am and how I love.

Every item I release makes room for more of what matters. I choose quality over quantity, intention over accumulation, experience over possession.

I do not need to keep things out of guilt, obligation, or fear. I am allowed to change, and my belongings can change with me.

Space is not empty—it is full of possibility.

I create my environment with care because it shapes how I feel and who I become. I am enough, exactly as I am, with exactly what I have.

This is my practice: noticing, choosing, releasing, beginning again. I am building a life, not a storage unit. And every day, I get to choose lightness.

## Continue Your Journey



### Monthly Practice

First Sunday of each month: 30-minute declutter and reflection



### Seasonal Practice

Each season: reassess one major area (closet in spring, kitchen in fall)





### Annual Practice

Once yearly: revisit these prompts and notice how you've grown

### Need More Support? We're Here for You.

We offer personalized decluttering guidance, emotional support through difficult releases, help creating systems that work for your life, and ongoing accountability and encouragement. You don't have to do this alone.

 **WhatsApp:** +254 720 202 299

 **Email:** [hello@arcane-guides.com](mailto:hello@arcane-guides.com)

## A Final Blessing

May your home become a sanctuary. May your possessions serve your soul. May you move through life more lightly. May you always have space to breathe.

*With love and lightness,*

**The Arcane Guides Team**